

**BauBuche** Beech laminated veneer lumber

Product overview, tolerances and finishes



# BauBuche

## Product overview, tolerances and finishes

Product overview, tolerances and finishes 02

04-21-EN Sheet 1/3

Sheet **CONTENTS**

- 2 2.1 Product overview
- 3 2.2 Manufacturing tolerances, surface finish and packaging

© Pollmeier Massivholz GmbH & Co.KG

Pferdsdorfer Weg 6  
99831 Amt Creuzburg

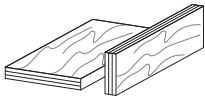
BauBuche consulting service for  
architects, civil engineers, builders and  
timber construction companies

P +49 (0)36926 945 560  
baubuche@pollmeier.com

Consulting service on sawn timber,  
BauBuche, Pollmeier LVL and contact  
person for the trade

P +49 (0) 36926 945 163  
sales@pollmeier.com

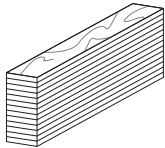
## 2.1 Product overview



### Board/Beam BauBuche S/Q

Finish Unsanded or sanded (80 grit); saw cut at the edge, micro-bevelled edge possible for widths up to 1360mm; BauBuche Q contains approx. 15% veneer cross-ply

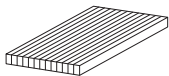
Board/Beam BauBuche S	Quality	Thickness [mm]	Width [mm]	Length [mm]	Minimum order quantity
Standard, sanded (unsanded)	non-visible <sup>a)</sup>	40, (42)	1820	10000, 12000, 13500, 16000, 18000	1 pc
Variable length, standard width, sanded (unsanded)	non-visible <sup>a)</sup>	40, (42)	1820	2000–18000	10 m per cross-section
Standard length, variable width, sanded (unsanded)	non-visible <sup>a)</sup>	40, (42)	100–1820	10000, 12000, 13500, 16000, 18000	1 pc
Variable length, variable width, sanded (unsanded)	non-visible <sup>a)</sup>	40, (42)	100–1820	2000–18000	10 m per cross-section
Variable length, variable width, sanded (unsanded)	non-visible	60 (63)	100–1820	2000–18000	on request
Variable length, variable width, sanded (unsanded)	non-visible <sup>f)</sup>	22, 34, 49, (51)	100–1820	2000–18000	production from 15cbm
Variable length, variable width, sanded (unsanded)	non-visible	30, (33)	100–1820	2000–18000	production from 15cbm
<b>Board BauBuche Q</b>					
Standard, sanded (unsanded)	non-visible <sup>a)</sup>	40, (42); 20,(21)	1820	12000, 13500	production from 15cbm
Variable length, variable width, sanded (unsanded)	non-visible <sup>a)</sup>	40, (42); 20,(21)	100–1820	2000–18000	production from 15cbm



### Beam BauBuche GL75

Finish Surface and edges sanded (80 grit), micro-bevelled edge <sup>b)</sup>

	Quality	Width [mm]e	Height [mm]g	Length [mm]	Minimum order quantity
Standard length, height increment	visible	80 <sup>c)</sup> , 120, 160, 200, 240,	80 <sup>d)</sup> , 120, 160, 200, 240, 280, 320, 360, 400,	12000, 13500, 16000, 18000	1 pc (for widths <100mm: even number of units)
Variable length, height increment	visible	280, 300	440, 480, 520, 560, 600, 640, 680, 720, 760, 800, 840, 880, 920, 960, 1000, 1040, 1080, 1120, 1160, 1200, 1240, 1280, 1320, 1360	2000–18000	10 m per dimension (for widths <100mm: even number of units and 20 m per dimension)



### BauBuche Panel

Finish Surface sanded (80 grit)

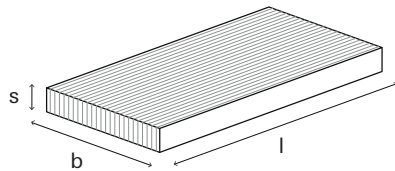
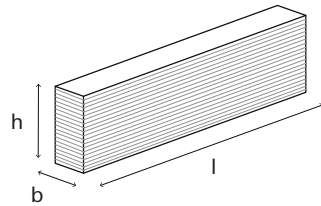
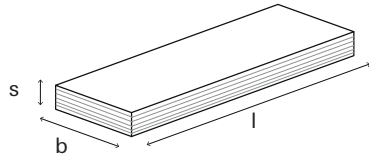
Panel	Quality	Thickness [mm]	Width [mm]	Length [mm]	Minimum order quantity
Standard	visible	20, 35, 45	640, 1080	2250, 3000, 3600	1 pc

a) 1 face industrial visible quality on request b) On request also available as non-bevelled units c) Only available to max. height 680mm, non-visible d) Beam height of 80mm only available in widths of 100mm and without bevel, 20m per dimension e) Differing widths (81-299 mm) min. order quantity per dimension 3 m<sup>3</sup> f) Not suitable for load-bearing applications g) Other heights possible by planing, on request Subject to changes



## 2.2 Manufacturing tolerances, surface finish and packaging

### Manufacturing tolerances



### Dimensional tolerances

#### Boards/beams BauBuche S/Q

Length tolerance	$\pm 5 \text{ mm}$
Width tolerance	$b \leq 300 \text{ mm } \pm 2 \text{ mm}$
Width tolerance	$b > 300 \text{ mm } \pm 5 \text{ mm}$
Thickness tolerance	$\pm 1 \text{ mm}$

#### Beam BauBuche GL75

Length tolerance	$\pm 5 \text{ mm}$
Width tolerance	$\pm 2 \text{ mm}$
Height tolerance	$h \leq 400 \text{ mm } + 4 \text{ mm } / - 2 \text{ mm}$
Height tolerance	$h > 400 \text{ mm } + 1\% / - 0,5\%$

#### BauBuche Panel

Length tolerance	$\pm 5 \text{ mm}$
Width tolerance	$\pm 1\%$
Thickness tolerance	$\pm 1 \text{ mm}$
Cross-section angle	max. deviation from right angle: $1.1^\circ$

#### Wood moisture content

approx. 6% (+/- 2%)

These tolerances refer to wood with a moisture of 6% ex works Kreuzburg. The swelling and shrinking behaviour of higher equilibrium moisture contents must be taken into account.

### Finish

Sanded, 80 grit

Boards and beams BauBuche S are also available as unsanded units.

### Packaging

Packs are foil-wrapped and secured with straps to pallet.