

BauBuche Beech laminated veneer lumber

Product profile



Sheet **CONTENTS**

- 2 **General information**
- 3 **Board/Beam BauBuche S**
- 4 **Beam BauBuche GL75**
- 5 **BauBuche Panel**
- 6 **Production**

© Pollmeier Massivholz GmbH & Co.KG

Pferdsdorfer Weg 6
99831 Amt Creuzburg

BauBuche consulting service for
architects, civil engineers, builders and
timber construction companies
P +49 (0)36926 945 560
baubuche@pollmeier.com

Consulting service on sawn timber,
BauBuche, Pollmeier LVL and contact
person for the trade
P +49 (0) 36926 945 163
sales@pollmeier.com

Wood as a building material has recently been experiencing a well-deserved revival. Its versatility as a material has long been known but its significance as a renewable resource has only been rediscovered in recent years.

Until now almost exclusively softwoods were used in timber construction. To process hardwoods as building material used to be too complicated and too expensive. At Pollmeier, we have changed that. With the aid of applied science we were able to develop a completely new process technology, which allows us to economically produce top-quality laminated veneer lumber from European beech for structural applications. We call it »BauBuche« and we use only raw materials from local and sustainably managed forests in its production. The tree is rotary peeled in one of the most modern production facilities in

Europe and transformed into a high-tech material with hardly any loss in value of the material. This is carried out in only one production line: the felled tree goes in one side, and BauBuche comes out at the other. BauBuche includes boards and beams for structural timber construction as well as panels for furniture and interior design.


With its exceptionally high strength, BauBuche allows structures with significantly slimmer dimensions, compared to softwood materials. The high surface quality makes BauBuche ideally suited for visible construction elements.

And the cost-efficient manufacturing technology places structures using BauBuche at the same price level as conventional softwood structures.

“Sustainability, innovation, aesthetics and cost-efficiency come together beautifully in BauBuche.” Ralf Pollmeier



Order your free sample box online at
www.pollmeier.com



Board S

Beams made
from Board S

Beam GL75

Panel

In BauBuche S, all veneer layers are in the same direction. BauBuche S is mainly used as structural ribs and beams. For the production of thin beams, the boards are cut lengthwise into narrow strips. Advantages:

- Slim, filigree beams of exceptional strength and rigidity
- Excellent surface finish with attractive hardwood look

Dimensions

Board BauBuche S

Thickness 40, 60 mm

Width 100–1820 mm


Standard length up to 18 m,
other dimensions available
on request

Beam BauBuche S

Width 40 mm

Height 100–1000 mm

Standard length up to 18 m,
other dimensions available
on request



Board S

Beam S



Reference: Snowboard school in Courmayeur The Turin-based firm LEAPfactory built the new HQ for a ski and snowboard school in the Italian Alps.

BauBuche

Beam BauBuche GL75

Product profile 01
08-23-EN Sheet 4/7

BauBuche GL75 is made from parallel-laminated 40 mm BauBuche S strips. Thanks to its exceptional strength, BauBuche GL75 is the ideal material for slender and elegant constructions and wide spans combined with high loads. The sides of the BauBuche GL75 elements show the attractive veneer pattern, with a plain hardwood finish at the top and the bottom. BauBuche beams are sanded at the factory and therefore ideal for exposed constructions.



Beam BauBuche GL75

- Slim, filigree pillars beams of exceptional strength and rigidity
- Ideal for use in timber-frame constructions thanks to high tensile and compressive strength
- Excellent surface finish with attractive hardwood look

Dimensions

Width 100 – 300 mm*

Height 80 – 1360 mm*

Length 2 – 18 m*

*Please see our product overview (brochure 02) for limitations.



Reference: European School, Frankfurt The new extension is a modular timber construction. In order to achieve the necessary strength while keeping the beams as narrow as possible, the architects opted for BauBuche GL75. The project was awarded the Hesse Timber Construction Prize in 2015.

Subject to changes

BauBuche

BauBuche Panel

Product profile 01
08-23-EN Sheet 5/7

In BauBuche Panel, the veneer layers are perpendicular to the surface. It can be used for furniture, table tops, stairs, wood flooring and other interior design features.

- Can be machined and worked like glued laminated timber or solid wood
- Unobtrusive line pattern opens up great design possibilities
- Sanded surfaces are perfect for staining, waxing, oiling or painting

Standard dimensions

BauBuche Panel

Thickness 20, 35, 45 mm

Width 640, 1080 mm

Length 2250, 3000, 3600 mm



Panel

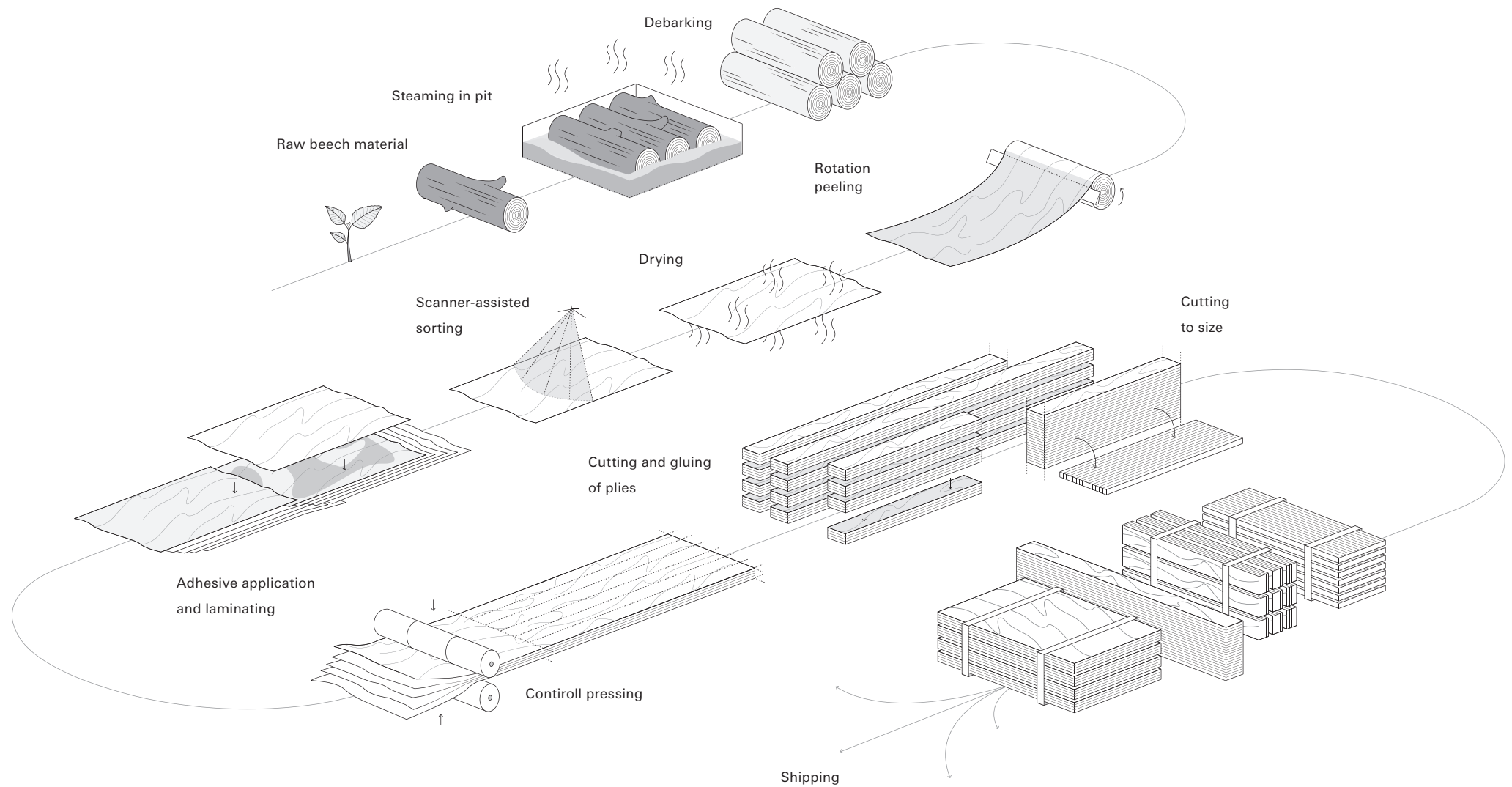


Reference: LEVO – Table and bench The design is a playful combination of strength, slim dimensions and the veneer look of BauBuche Panel.



Reference: Fratelli Cuore, Florence The counter combines two shades of colour – a natural beech tone at the base and a dark brown counter top.

Subject to changes



From tree to high-end material

BauBuche is made from locally sourced roundwood from sustainably managed PEFC-certified forests.