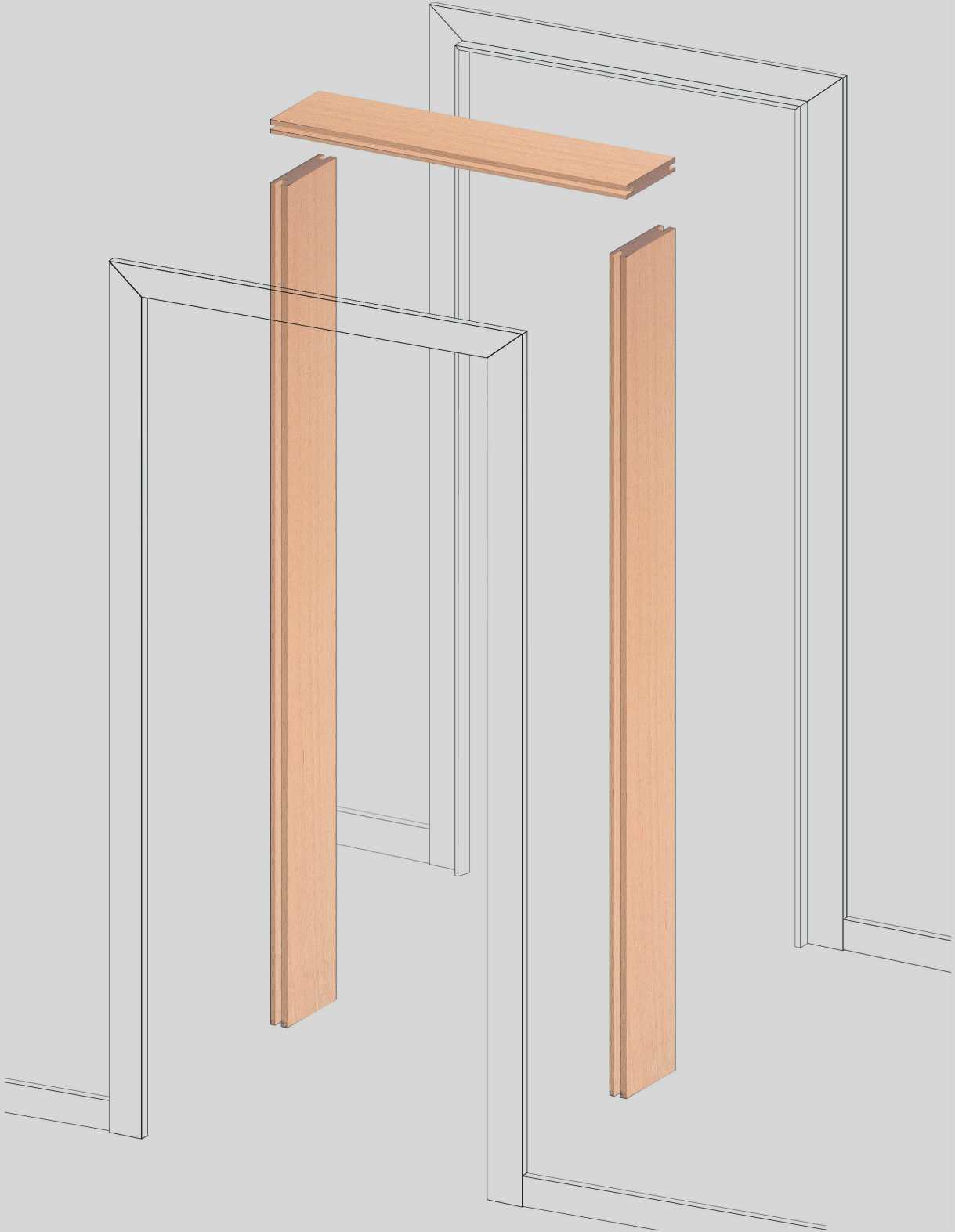


 Pollmeier


C O M P O N E N T S Laminated

- Door Frames -



Cut Costs. Improve Quality.
With high quality solid wood **C-Lams from Pollmeier.**

COMPONENTS Laminated (C-Lam) **Door Frames** is a high quality, semi-finished door frame component, glued from two pieces of solid European Beech (*Fagus sylvatica*).

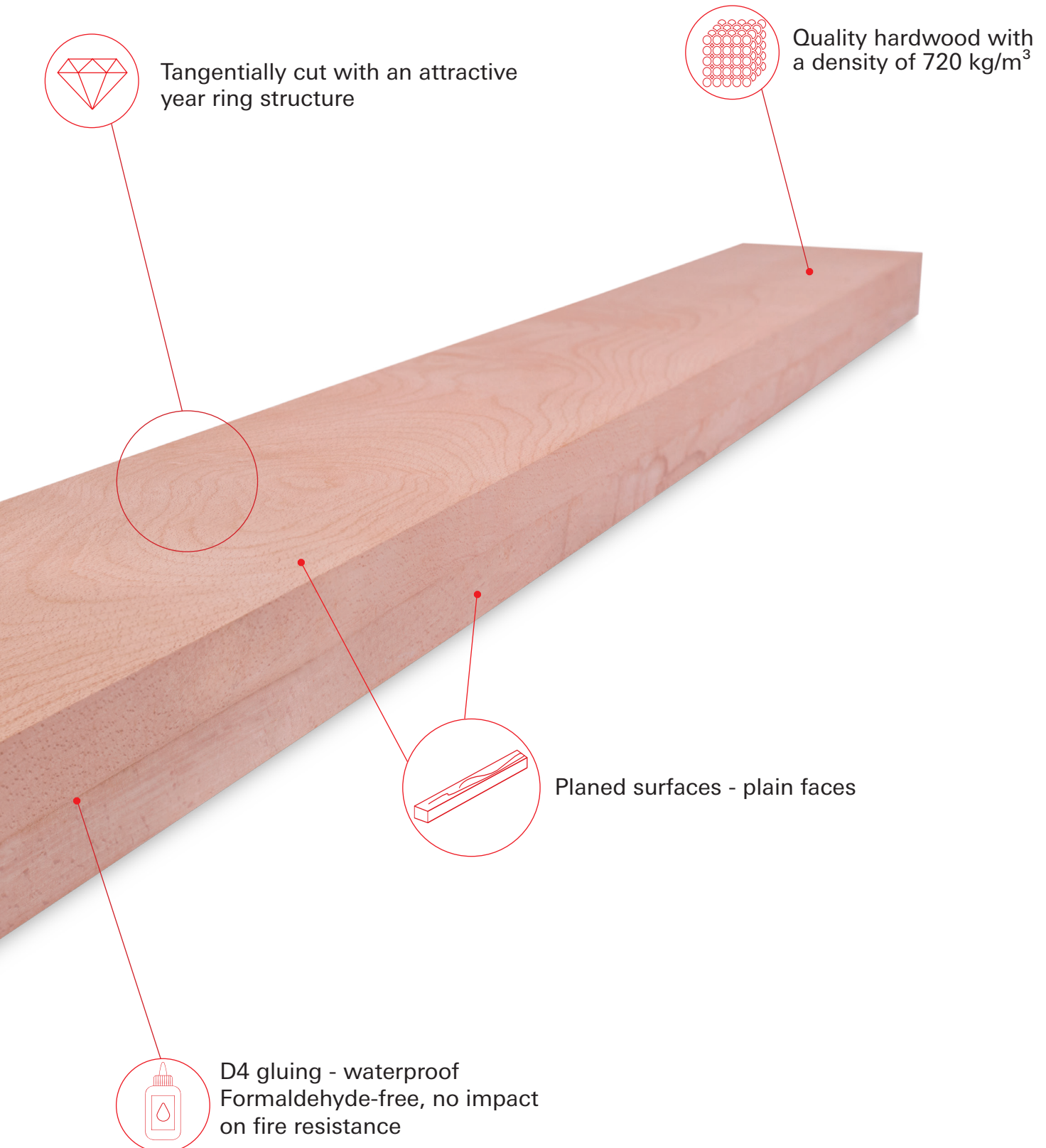


Precise dimensions

Lightly steamed to attain even and consistent colour

Face and edges free of defects

Kiln-dried and conditioned to 7-9% moisture content



Sorting AAX

FRONT



BACK



Sorting CCX

FRONT



BACK



Save cost and improve quality.

Your challenge

The production of solid door frames requires rather expensive raw material that supplies long lengths.

To get to a semi-finished door component, still significant work steps are required which involve a waste factor of the expensive raw material.

Even when this is done, a part of the finished components may warp, twist or cup which will result in even more work steps and waste.

The result: high-cost door frames.

Our Solution

Pollmeier **C-Lam Door Frames** are ready-to use, perfectly tailored to the production of interior door frames.

With our product you cut off work steps and reduce a lot of waste.

C-Lam Door Frames have no warp and no twist and are free of defects in the visible area – guaranteed quality for every single piece.

The result: cost-efficient door frames in high-quality.

Your advantages:

- _ Saving time and money
- _ High pull-out strength
- _ Reduced complaint rate
- _ Dimensions ready to use
- _ Excellent dimensional stability

Pollmeier COMPONENTS Laminated Door Frames

Overview - Dimensions

Sortings	Thickness	Widths	Lengths
AAX* CCX**	52 mm (planed to 44 mm)	80 mm, 100 mm, 125 mm, 150 mm	900 mm, 1.000 mm, 2.200 mm, 2.300 mm, 2.400 mm***

Tolerances: Thickness: ± 0.5 mm | Widths: - 0 / +1 mm | Lengths: ± 2 mm per m

* See page 4

** See page 5

*** Other Lengths available on request

For architraves / lippings dimensions, please check our cut to size info: <https://www.pollmeier.com/components/>

Cost comparison for door frame set

Door frame	Quantity	Length [mm]	Width [mm]	Thickness [mm]	Cost per piece	Total cost per pieces	Actual total cost
Total Cost of the Application							

Pollmeier COMPONENTS Laminated Door Frames
Beech. One Wood. So many possibilities.



The production site in Aschaffenburg is Europe's largest solid wood cutting plant.

Please contact us.
We are happy to support you!

sales@pollmeier.com
+49 36926 945 163

Our products are certified according to PEFC.

